

Crown of Thorns

Free pattern, compliments of Template Techniques.

INSTRUCTIONS:

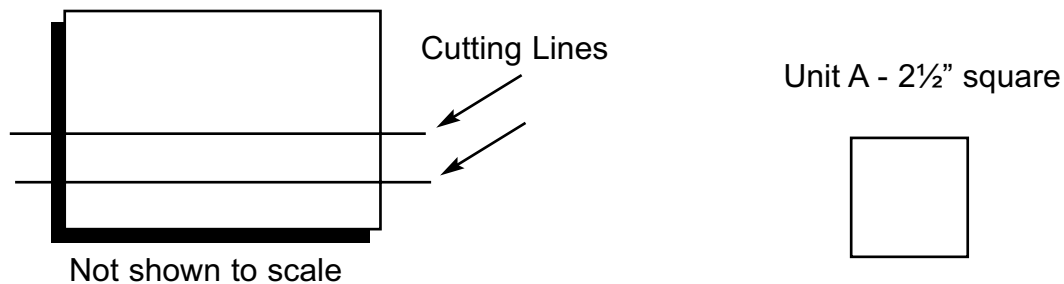
This table runner is made from 3 different fat quarters. Extra fabric is required for binding and backing. The half square triangles will be made with your 2" CATS Template.

The two fabrics you choose for your blocks will be cut right sides together. The remaining fat quarter will be cut into setting triangles (shown in grey in the diagrams below).

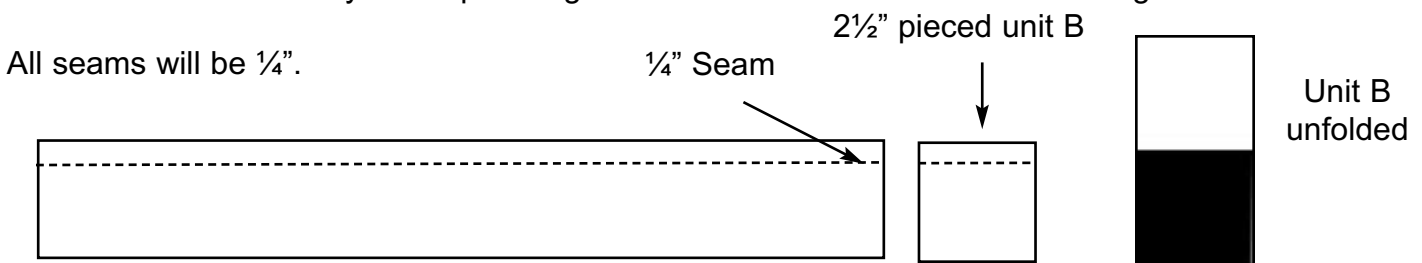
Crown of Thorns Block Construction:

All cutting will be done through both fat quarters, right sides together.

- 1.) Cut off selvages.
- 2.) Cut a 2 ½" strip off the long side.
- 3.) Cut another 2 ½" strip off the long side.
- 4.) From one of the 2 ½" strips, cut 2 – 2 ½" squares. Yield = 2 – 2 ½" squares of each fabric (4 squares total, 1 square will not be used) – 3 will be used for the center square (Unit A) of the three blocks.




Sew the remainder of the strips together on one side, cut into 2 ½" pieced units (Unit B). 12 unit B's are needed. Don't worry about pressing the seam. Leave them flat until sewing time.



From what is left of the paired-fabric fat quarters, half-square triangles will be made. From a corner, draw a diagonal line on whichever fabric is easier to see. Draw parallel lines 2 ¼" apart, then stitch ¼" seams on each side of the lines. Using the 2" finished size CATS Template, cut half square triangles. You'll need 48, and I estimate your yield will be about 54.

Sew into units of 4 (unit C), all leaning the same direction. Twelve (12) unit C's are needed.



Template Techniques

A new template technique that is easy, fast, and accurate using the seam line as the cutting guide.

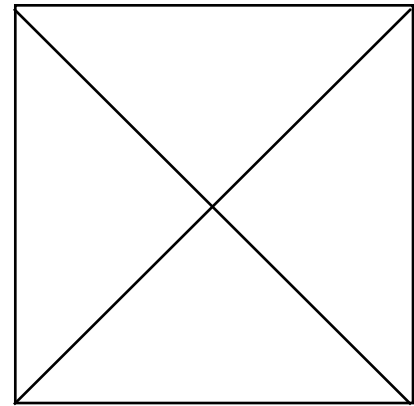
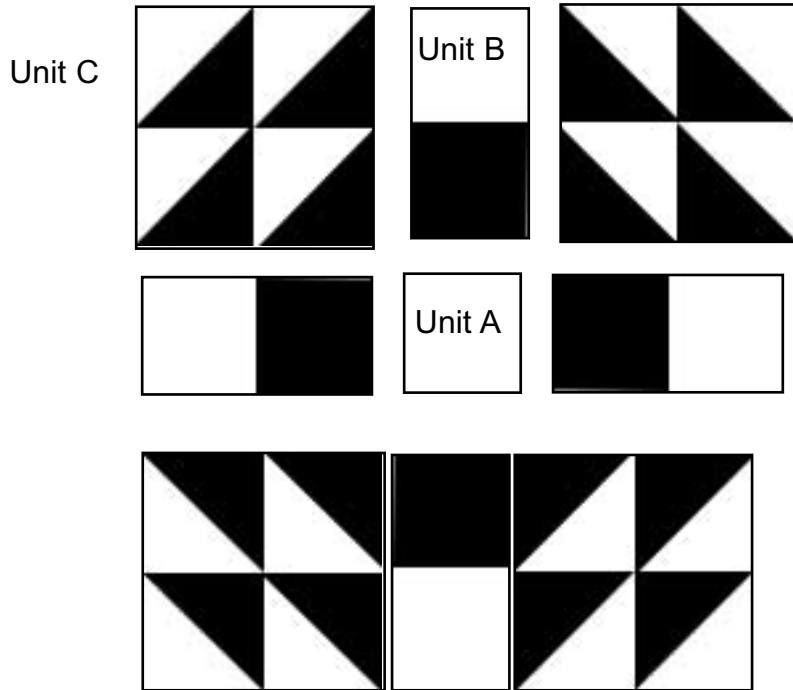
1-866-588-2287 (1-866-luv-cats) | e-mail: cats@templatetechniques.com

Crown of Thorns

Free pattern, compliments of Template Techniques. (page 2)


You'll be making two identical Crown of Thorns blocks, and another one with colors reversed.

Either color scheme can be made: 2 dark/1 light or 1 dark/2 light. The only unit that is different is Unit A.



Setting Triangles cutting diagram

Setting triangles: From the remaining fat quarter, cut a square 15 3/8", then subcut diagonally into 4 setting triangles (see diagram above).



Template Techniques

A new template technique that is easy, fast, and accurate using the seam line as the cutting guide.


1-866-588-2287 (1-866-luv-cats) | e-mail: cats@templatetechniques.com

Crown of Thorns

Free pattern, compliments of Template Techniques. (page 3)

Below is an image of the alternate color scheme that is possible with this pattern.

To see a photo of a completed Crown of Thorns table runner, please our website at <http://www.template-techniques.com>.



Template Techniques

A new template technique that is easy, fast, and accurate using the seam line as the cutting guide.

1-866-588-2287 (1-866-luv-cats) | e-mail: cats@template-techniques.com